

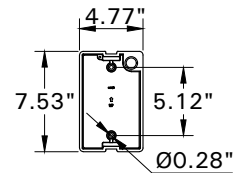
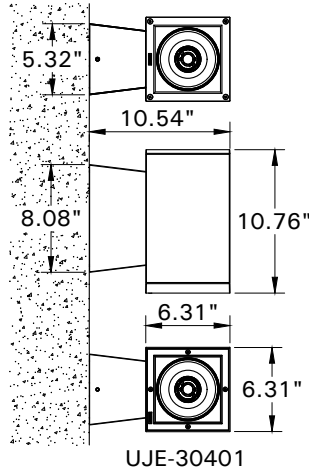
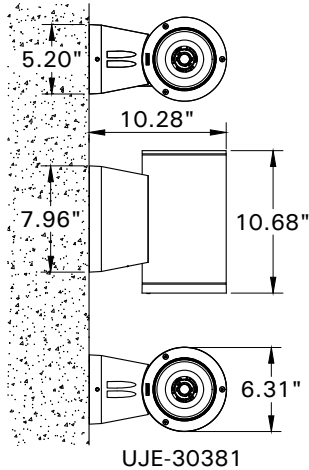
# INSTALLATION AND SERVICE MANUAL

**Ligman**  
LIGHTING USA

For installation of Jet Cylindrical and Square Wall Up-Down Light COB.  
Model. UJE-30381 and UJE-30401.

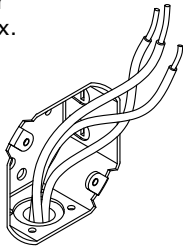
## Product drawing (dimensions)

SUITABLE FOR WET LOCATIONS

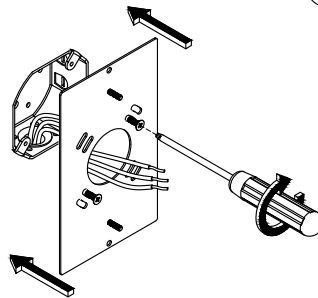


MOUNTING DETAIL

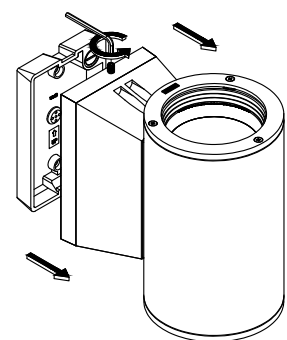
**NOTE**  
Mounts over  
Junction box.



1



2



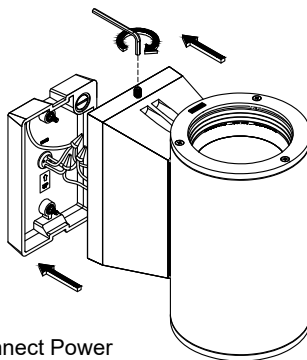
3

Using the nylon washers  
and the 7mm. nut driver  
secure the back  
plate to the wall

UP

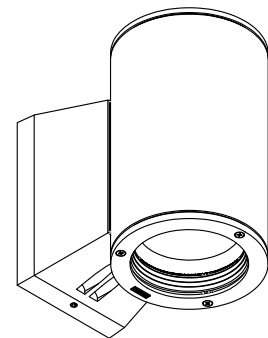
Ensure watertight seal using UL  
approved silicone based sealant.

4



5

Connect Power  
and Ground Wire.



6

## Notice to installer :

- 1.WIRING INSTRUCTIONS Warning : RISK OF FIRE AND ELECTRICAL SHOCK. : FIXTURE MUST BE INSTALLED BY A QUALIFIED ELECTRICIAN ONLY>FIXTURE IS INTENDED FOR INSTALLATION IN ACCORDANCE WITH THE NATIONAL ELECTRICAL CODE, LOCAL AND FEDERAL CODE SPECIFICATIONS. DISCONNECT POWER BEFORE SERVICING.**
- 2.This fixture has a VOLTAGE SPECIFIC BALLAST,Check that the supply voltage is the same as the installed ballast voltage.**

**Ligman Lighting USA**

7144 NE Progress Court, Hillsboro  
Oregon, 97124, USA  
Tel : 503 645 0500 | Fax : 503 645 8100